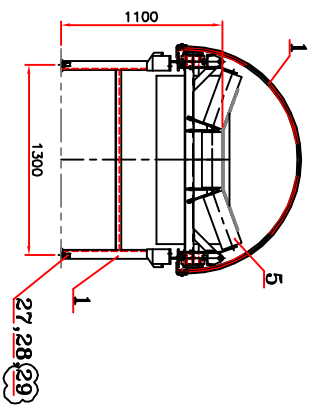
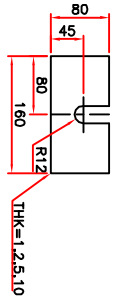


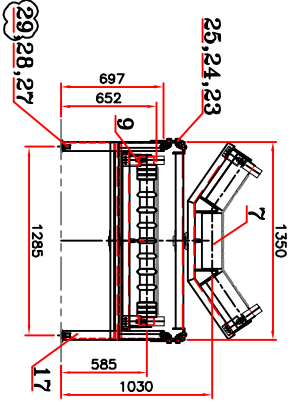
**NOTES:**

- 1- ALL DIMENSIONS ARE IN mm UNLESS OTHERWISE SPECIFIED.
- 2- BELT EP400/3, 5+2 W1000.
- 3- REFER TO OUTLINE DRAWING(G2101000000-A0-50-R1) FOR MORE INFORMATIONS(ROLLIC & SUPPORT DISTANCES...).
- 4- GEAR MOTOR KA128-M160L4
- 5- USE SHIMS FOR SUPPORTS ADJUSTING ONLY WHEN NECESSARY.

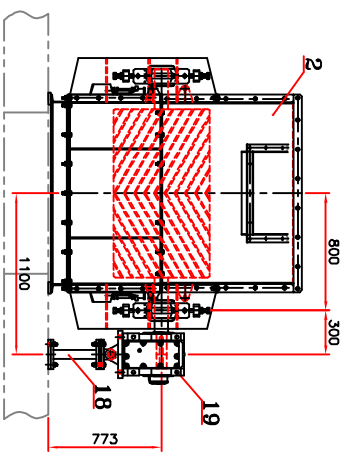
**Shim (For Nos. 1,17)**  
(SEE NOTE 5)  
Scale 1:3



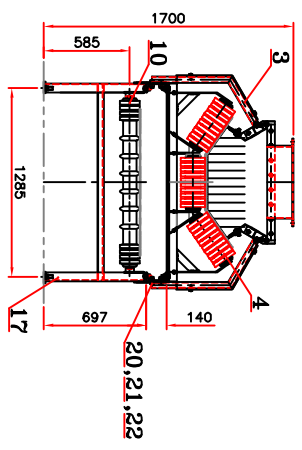
Section A-A



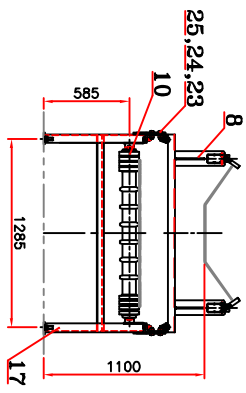
Section D-D



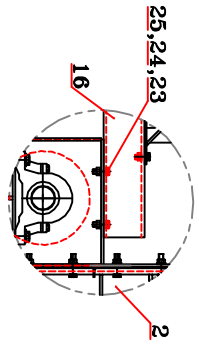
View "E"



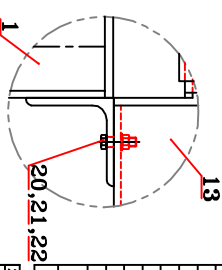
Section B-B



Section C-C



Detail "F"  
Scale 1:1.25



Detail "G"  
Scale 1:5

ITEM	QTY.	DESCRIPTION	REF. TO DWG. NO.	WEIGHT(KG)	TOTAL WEIGHT(KG)	4805	DIN 934
29	10	BOLT M12x30		8.8			
28	10	SPRING LOCK WASHER A20		F31			DN 127
27	10	NUT M20		8			DN 834
26	23m	BELT W1000		287.5			SEE NOTE 2
25	28	SPRING LOCK WASHER A16		F31			DN 127
24	28	NUT M16		8			DN 834
23	28	BOLT M16x45		F31			DN 833
22	34	SPRING LOCK WASHER M12		F31			DN 127
21	34	NUT M12		8			DN 934
20	34	BOLT M12x40		8.8			DN 933
19	1	POWER SYSTEM					SEE NOTE 4
18	1	TORQUE SUPPORT	024-DWG-2-ME-281-0	48.8			
17	3	SUPPORT 1000	024-DWG-3-ME-260-0	113.1			
16	1	FRAME TYPE(D)	024-DWG-3-ME-259-0	49.8			
15	1	FRAME TYPE(C)	024-DWG-3-ME-258-0	141			
14	1	FRAME TYPE(B)	024-DWG-3-ME-257-0	141			
13	1	FRAME TYPE(A)	024-DWG-3-ME-256-0	55			
12	1	PULL CORD SYSTEM	024-DWG-2-ME-255-0	13			
11	1	INTERNAL SCRAPER	024-DWG-0-ME-166-0	30.2			
10	3	RETURN IDLER (1000)	024-DWG-3-ME-078-0	11.1			
9	1	SELF-ALIGNER RETURN IDLER (1000)	024-DWG-2-ME-080-0	49.4			
8	1	MISALIGNING SWITCH DEVICE	024-DWG-3-ME-081-0	23.4			
7	1	SELF-ALIGNER CARRIER IDLER (1000/35)	024-DWG-1-ME-079-0	54			
6	4	CARRIER IDLER (1000/35)	024-DWG-3-ME-077-0	141.2			
5	2	TRANSITION IDLER (1000/20)	024-DWG-3-ME-076-0	54			
4	14	LIMPACT IDLER(1000)	024-DWG-3-ME-182-0	614.6			
3	1	SKIRBOARD (363mm)	024-DWG-0-ME-254-0	54.6			
2	1	HEAD ASSEMBLY	024-DWG-1-ME-253-0	1805			
1	1	TAIL ASSEMBLY	024-DWG-3-ME-252-0	626.1			
PART LIST				WEIGHT	TOTAL	WEIGHT	REMARK
				4805			

21	08.11.07	FOR REVIEW & COMMENT	MARKLOGIE	DRAWING
1	03.07.07	FOR REVIEW & COMMENT	MARKLOGIE	DRAWING
0	11.03.07	FOR REVIEW & COMMENT	MARKLOGIE	DRAWING
2			DESIGN BY	DRAWN BY
2			CHECKED BY	APPROVED BY

OWNER: PROJECT: TITLE:

SCALE: 1:25, 1:12.5, 1:5

FILE NAME: DOC.No.: REV.2