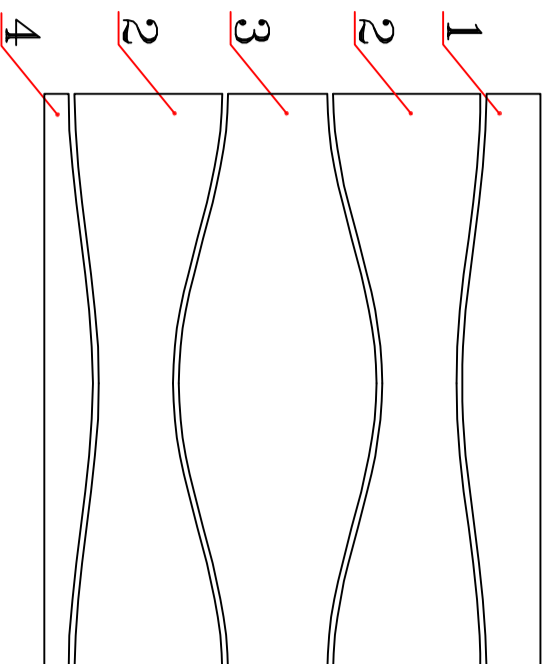


Assembly Of Bend $\phi 1250$,90°

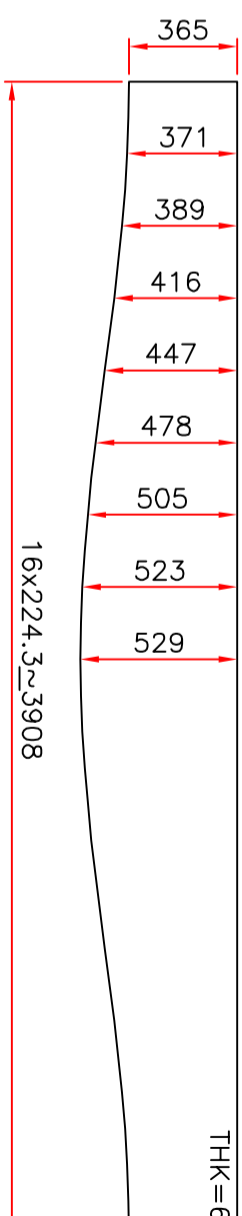


No's.1,2,3,4 for Cutting (bend 90°)

Optional



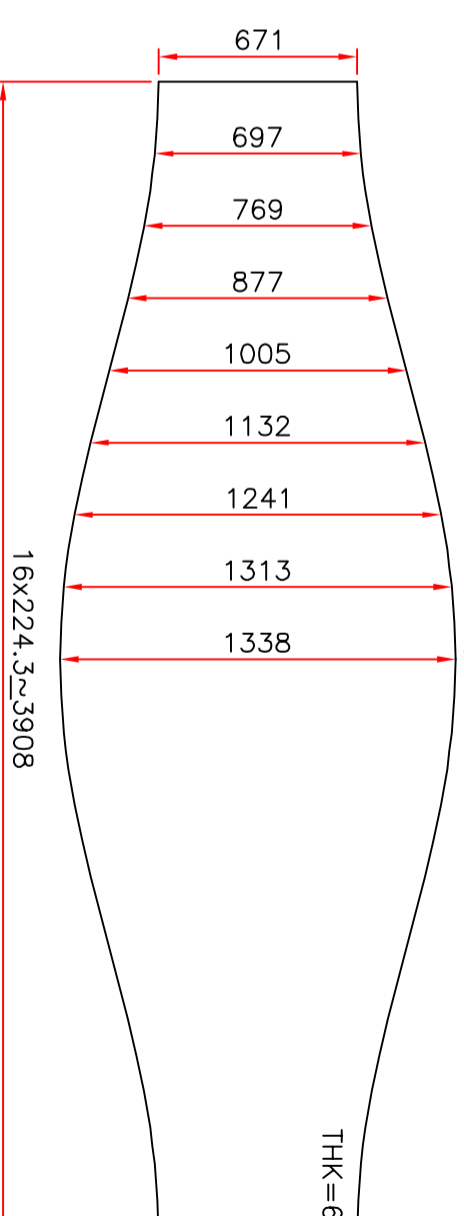
No. 4
Development



No. 1
Development



No. 2
Development



NOTES:

No. 3
Development

- 1- All dimensions are in mm unless otherwise specified.
- 2- All tolerances are according to DIN 7168-m unless otherwise specified.

TOTAL WEIGHT(Kg) 494.5

ITEM	QTY.	DESCRIPTION	REF. TO DWG. NO.	m ² /100	TOTAL WEIGHT(Kg)	MATERIAL	REMARK
4	1	PL. 6x529x3908			82.3	RS137-2	
3	1	PL. 6x1338x3908			185	RS137-2	
2	2	PL. 6x998x3908			181.8	RS137-2	
1	2	PL. 6x329x3908			45.4	RS137-2	

PART LIST

REV.	DATE	DESCRIPTION	DESIGN BY	DRAWN BY	CHECKED BY	APPROVED BY
0		FOR REVIEW & COMMENT	MAHARLOUIE	DRAFTING		

OWNER:	PROJECT:	TITLE:
	DUCTING	BEND $\phi 1250, 90^\circ$

SCALE: 1:25	SHT. 1 OF 1	REV. 0
FILE NAME:	DOC.No.:	