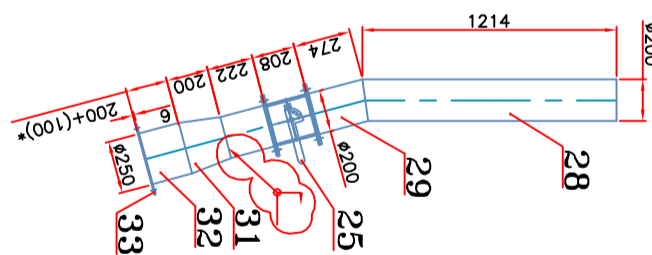
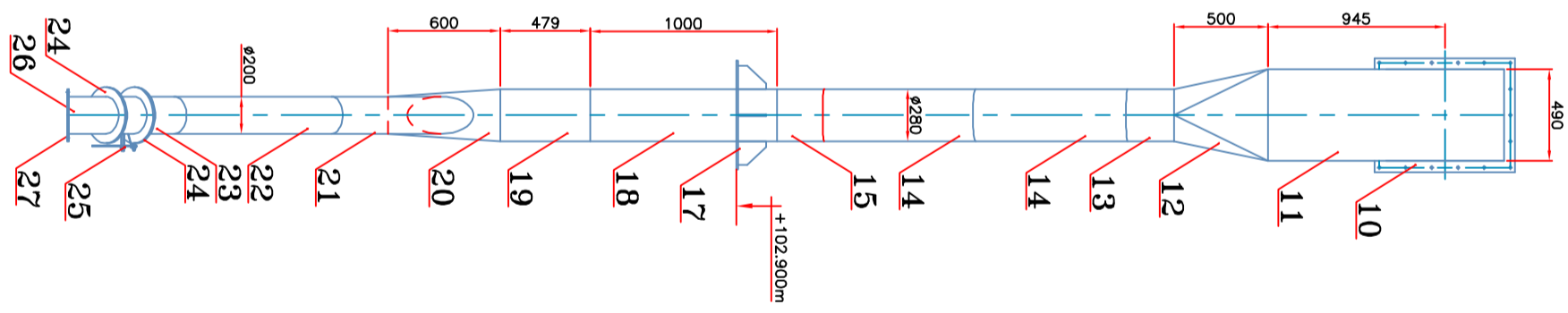
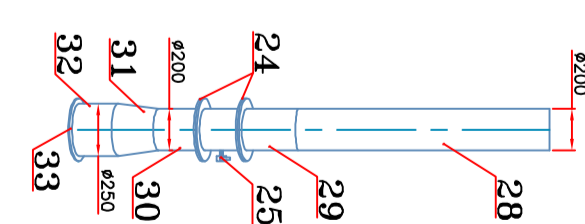


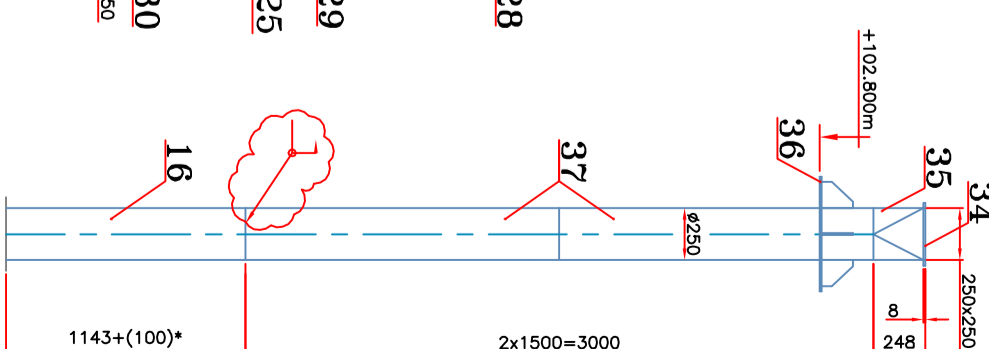
PART: B



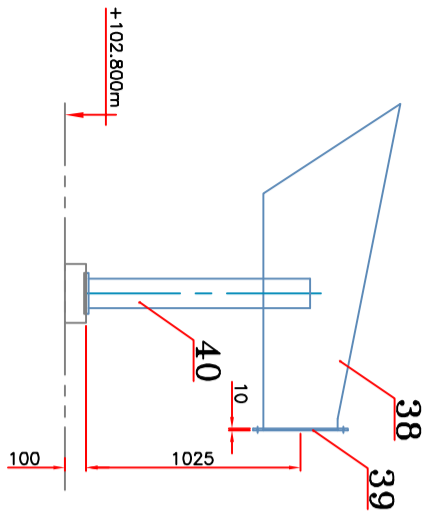
PART: C



PART: D



PART: A



PART: E

NOTES:

- 1 - Thickness of all ducts are 3mm unless otherwise specified.
- 2 - All dimensions are in mm unless otherwise specified.
- 3 - All tolerances are according to DIN 7168-m unless otherwise specified.
- 4 - All welds: Unless otherwise specified.
- * - Adjust at site.

SCALE: 1:25		SHT. 2 OF 2		REV. 2	
FILE NAME:		DOC.No.:		REV.2	
OWNER:		PROJECT:		TITLE:	
FOR REVIEW & COMMENT		DEDUSTING		DEDUSTING OF	
DATE	DESCRIPTION	DESIGN BY	DRAWN BY	CHECKED BY	APPROVED BY
02.07.07					